



## WARRANTY AND SUPPORT INFORMATION



Please register online  
<http://fusion.tw/register>

Thank you for selecting FUSION products.

### IMPORTANT!

Please register online: <http://fusion.tw/register>  
Please retain proof of purchase and warranty information.  
To register your product, obtain product information and documentation, or to access customer-only special offers, direct your Web browser to the web page at:  
<http://fusion.tw/register>  
Please retain the receipt as proof of purchase and write down the information below in case you need to obtain support information.

FUSION Product Model:

Date of Purchase:

Hardware Serial Number:

Product Number:

### PRODUCT WARRANTY

FUSION, INC.'s ("FUSION") lifetime product warranty for hardware starts on the date of purchase, and continues for as long as the original customer owns the product. FUSION's limited product warranty for software starts on the date of purchase, and continues for a period of ninety (90) days thereafter. FUSION products repaired or replaced under warranty shall be subject to the product warranty remaining for the original products that are repaired or replaced.

Should a FUSION hardware product, or the media in which FUSION software is delivered, have defects in material or workmanship while covered under warranty, it will be repaired or replaced with the same or functionally equivalent product by FUSION, at its discretion, free of charge provided you: (1) return the failed product to a FUSION designated repair facility with shipping charge prepaid, and (2) provide FUSION with written proof of the original date of purchase, such as a dated purchase receipt. Repaired or replacement products will be returned to you with shipping charges prepaid. Prior to returning any defective product, the end customer or the reseller from whom the end customer originally purchased the product must obtain a Return Materials Authorization (RMA) number from FUSION. All defective products should be returned to FUSION with shipping charges prepaid. FUSION will not accept collect shipments. Replacement products may be refurbished or contain refurbished materials. If FUSION, by its sole determination, is unable to repair or replace the defective product, it will refund the purchase price of the product, less a reasonable usage charge. This warranty does not apply if, in the sole judgment of FUSION, the product fails due to damage from shipment, handling, storage, accident, abuse or misuse, or if it has been installed, used or

maintained in a manner not conforming to product manual instructions, has been modified in any way, or has had any serial number removed or defaced. Repair by anyone other than FUSION or an approved agent will void this warranty. The maximum liability of FUSION under this warranty is limited to the purchase price actually paid by the customer for the product covered by the warranty, regardless of the amount of any other direct or indirect damage suffered by the customer. FUSION makes no warranty that FUSION software will be error free or will operate without interruption. FUSION reserves the right to revise or update its products, software or documentation without notice. FUSION also reserves the right to change the terms of its limited product warranty at any time.

Except as specifically provided above or as required by law, the warranties and remedies stated above are exclusive and in lieu of all others, oral or written, express or implied. Any and all other warranties, including implied warranties of merchantability, fitness for a particular purpose and non-infringement of third party rights are expressly excluded. FUSION shall not under any circumstances be liable to any person for any special, incidental, indirect or consequential damages, including without limitation, damages resulting from use or malfunction of the products, loss of profits or revenues or costs of replacement goods, even if FUSION is informed in advance of the possibility of such damages. The maximum liability of FUSION under this warranty is limited to the purchase price actually paid by customer for the product covered by the warranty. Customer's purchase and usage of this product is expressly contingent upon the acceptance of the warranty terms above.

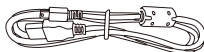
# FUSION

## Qi WIRELESS RECEIVER & CHARGER

### Quick Start Guide



WTU-050



Micro USB cable (1m) for charging



WRU-050



iPhone  
2 in 1 connector



Screw  
(f2.6x12) x4



Charging cable  
holder x2



Adhesive  
gel pad x2

## WARNINGS

NOTE: During the wireless charging process, it is considered normal for the charging plate and your device to slightly heat up. The longer the distance (> 5 mm) the more heat will be produced.

IMPORTANT: Make sure the device you are charging is the only object on the charging plate. If the charger identifies any additional devices on the charging plate, the charging procedure would not start and the indicator light blinks rapidly.

## Product Features



English

- Using the latest Ti (Texas Instruments) chip
- BQ500212A, Qi WPC 1.1 standard compliance
- Foreign Object Detection (FOD) Ti (Texas Instruments) smart dynamic & over charge detection
- Dynamic Power Limiting (DPL)
- Ultralight weight & slim design
- Raised dot code design for blind people
- With the Fusion Qi Wireless Charger, you can charge your phone or other compatible device



Dutch

- Beschikt over de laatste Ti (Texas Instruments) chip
- Conform de BQ500212A, Qi WPC 1.1 standaard
- Foreign Object Detection (FOD) Ti (Texas Instruments) smart dynamic & over belading detectie
- Dynamic Power Limiting (DPL)
- Ultralight gewicht & slim design
- Brailleschrift voor blinde personen



Portuguese

- Usa a recente inovação do chip Ti (Texas Instruments)
- BQ500212A, Qi WPC 1.1 compatibilidade padrão
- Deteta objetos estranhos (FOD)
- Detecção do carregador de forma dinâmica & inteligente através do Ti
- Ligação dinâmica limitada (DPL)
- Peso ultraleve e pequeno formato
- Criação de códigos para pessoas com incapacidade visual



中文

- 採用最新 Ti 德州儀器晶片 BQ500212A 相容 Qi WPC 1.1 標準
- 支援最新 Foreign Object Detection™ (FOD) 防異物入侵設計
- Ti 德州儀器智慧動態智慧充電偵測 Dynamic Power Limiting™ DPL 技術 · 可對行動裝置 5V/1A 全速充電
- 超輕量 ( 整機無金屬螺絲設計 )
- 盲人無障礙貼心點字設計

## SPECIFICATIONS / SPECIFICATIES

### ESPECIFICAÇÕES / 產品規格

Frequency / Frequentie Frequência / 頻率	110 ~ 205 kHz range
Input / Input Entrada / 輸入電源	DC 5V / 1.5 ~ 2.0A (WTU-050)

Output / Uitgang Saída / 輸出電源	DC 5V / 1.0A
----------------------------------	--------------

Dimensions / Afmetingen Dimensões / 尺寸	55 x 78 x 7.7 (mm) (WTU-050) 54 x 54 x 3.2 (mm) (RX)
---	---

Weight / Gewicht Peso / 重量	36 g (WTU-050) 17 g (RX)
-------------------------------	-----------------------------

Wireless Charging Distance Laadafstand Distância de transmissão 充電距離	Max 11 mm
---	-----------

Operation Temperature Werktemperatuur Temperatura de Operação 操作溫度	0°C ~ 45°C
---	------------

Supported Devices Ondersteunde Apparaten Dispositivos Suportados 支援裝置	Google Nexus 4 5 7, Samsung Galaxy S4/S3, Note 2 3 and any Qi Standard smartphones. Please visit <a href="http://fusion.tw/qi">http://fusion.tw/qi</a>
--	---

Standard standaard padrão 標準	Qi compatible Qi compatible Compatibilidade com Qi 適用國際 Qi 標準設備
---------------------------------------	--

Charging Rate Laad rendement Percentagem de carregamento 傳輸效率	≥73%
--	------

Charging method Laad methode Método de carregamento: 充電方式	Induction coil Inductie spoel Bobine de indução 線圈感應
--	---

## Device Charging SOP

Getting up the charger

### Step 1: Switch ON

Use the wireless charger with the 5V/2A power supply,  
 1. Connect one end of the charger cable to the power supply.  
 2. Plug the power supply into a wall outlet.  
 3. Connect the other end of the cable to the charging plate.  
 4. Place your phone or other compatible device on the charging plate. When the indicator green steady, the battery is fully charged.

### Step 2: Charging Your Device.

### Step 3: Switch OFF

Disconnect the power supply from the plate, then unplug from the wall outlet.

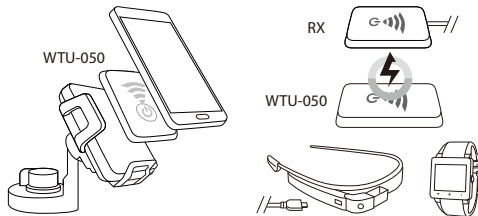
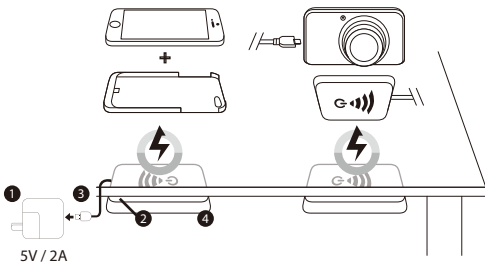
NOTE: You can keep the plate plugged into the wall outlet even when you're not charging your phone. The plate uses hardly any power when not charging.

## Troubleshooting

Q: Cannot charge my device.

A: Make sure no additional objects are placed on the charging plate. If the plate is too warm, take your phone off the plate, and switch the plate off. The plate may switch off automatically if it is too hot.

1. Power supply (5V/2A) \*optional
2. Indicator light
3. Micro USB to Power supply cable or USB connected
4. Charging plate



## LED INDICATORS

Status	LED
Standby	Off (Unlit)
Power Charging	Green Blinking
Charging Complete	Green Steady
Fault	Red Steady
Dynamic Power Limiting	Orange Blinking
Foreign Object Detection Warning	Red Blinking

## Additional Information

Qi works using magnetic induction, and is currently designed for devices that use 5 Watts of power or less, such as mobile phones. Qi chargers and devices use the same frequency, as long as their active

areas are within reach, all Qi products are compatible, regardless of manufacturer or brand. For more details, see the user guides of both devices.

第12條 經型式認證合格之低功率射頻電機，非經許可，公司、商號或使用者均不得擅自變更頻率、加大功率或變更原設計之特性及功能。第14條 低功率射頻電機之使用不得影響飛航安全及干擾合法通信；經發現有干擾現象時，應立即停用，並改善至無干擾時方得繼續使用。前項合法通信，指依電信法規定作業之無線電通信。低功率射頻電機需忍受合法通信或工業、科學及醫療用電波輻射性電機設備之干擾。

第14條 低功率射頻電機之使用不得影響飛航安全及干擾合法通信；經發現有干擾現象時，應立即停用，並改善至無干擾時方得繼續使用。前項合法通信，指依電信法規定作業之無線電通信。低功率射頻電機需忍受合法通信或工業、科學及醫療用電波輻射性電機設備之干擾。

Features and specifications are subject to change without prior notification



For more information, please visit the FUSION website: [www.fusion.tw](http://www.fusion.tw)